



**RONA**  
SALES & LETTINGS

**Bridge House Close**

**£225,000**

Wickford, SS12 0BE

- Two Bedroom Maisonette
- Own Rear Garden
- Recently Refurbished
- Kitchen 12'2 x 11'2

We are delighted to offer this two double bedroom first floor maisonette with own rear garden. The property has been refurbished and benefits from no onward chain and a 12'2 x 11'2 kitchen. Being a very short walk to Wickford train station, the property would make an ideal purchase for a commuter.



e.



t.



#### **ENTRANCE PORCH**

Door to;

#### **ENTRANCE HALL**

Access to loft space via hatch. Radiator. Inset spotlights to ceiling and doors to;

#### **BEDROOM ONE**

14' x 10' 2" (4.27m x 3.1m)

Coved ceiling. Double glazed window to front. Radiator.

#### **BEDROOM TWO**

10' 0" x 9' 2" (3.05m x 2.79m)

Coved ceiling. Double glazed window to front. Radiator.

#### **BATHROOM**

Coved ceiling. Double glazed obscure window to side. Recently refurbished suite comprising of low level WC, pedestal wash hand basin, panelled bath unit with new electric shower above. Tiled surround. Built in storage cupboard. Radiator .



#### **KITCHEN**

12' 2" x 11' 2" (3.71m x 3.4m)

Coved ceiling with inset spotlights. Double glazed window. Recently re-fitted kitchen with range of eye and base level units, drawer and cupboard space with work top surface extending to incorporate inset sink unit with cupboard beneath. Updated gas fired boiler, space and plumbing for appliances. Built in oven, hob and extractor fan with tiled surround.

#### **LOUNGE**

14' 10" x 12' 8" (4.52m x 3.86m)

Double glazed window to rear. Radiator. Open fire.

#### **OWN REAR GARDEN**

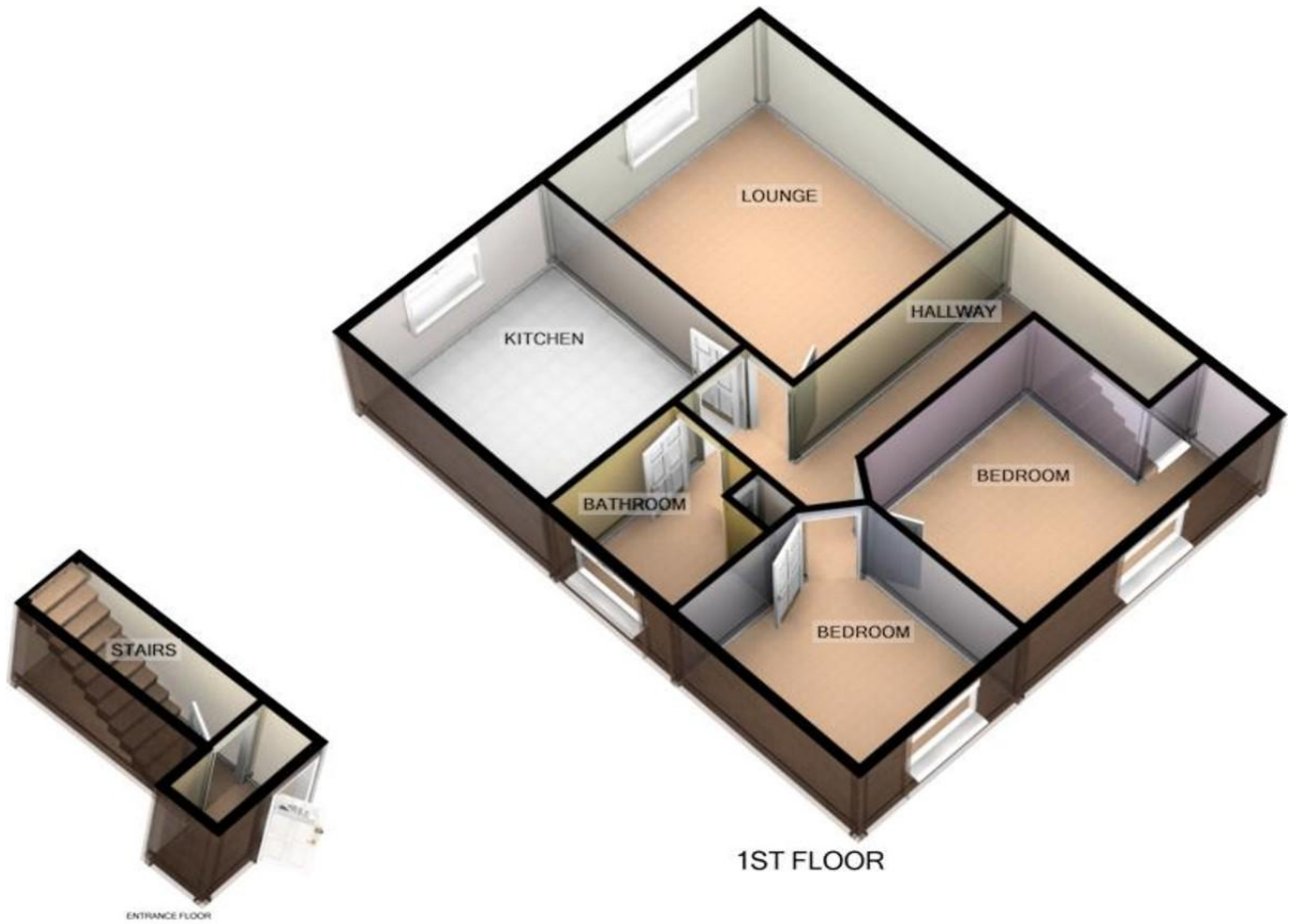
The rear garden is laid mainly to lawn. Range of fencing to side and rear boundaries. Gated side access. Outside tap. Brick built storage shed.

#### **ON STREET PARKING**

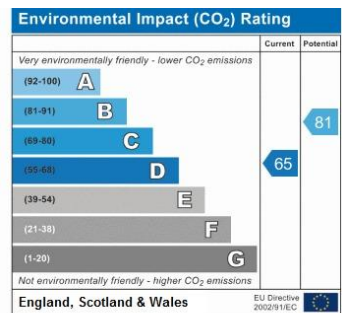
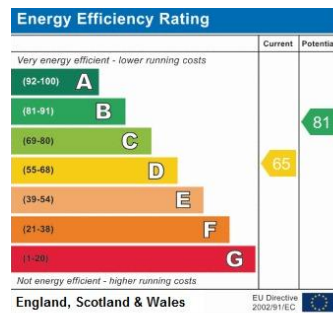
Subject to parking permit availability.

These particulars are accurate to the best of our knowledge but do not constitute an offer or contract. Photos are for representation only and do not imply the inclusion of fixtures and fittings. The floor plans are not to scale and only provide an indication of the layout.





This floor plan is for illustrated purposes only. All representations including measurements, doors, windows and fixtures are approximate and NOT to scale. The total floor area includes all floor space associated with the property including garages and outbuildings as depicted. No appliances or services have been tested. Metropix ©2017  
 Made with Metropix ©2019



Regulated by RICS

t. 01268 763477

www.rona.co.uk

10 High Street, Wickford, Essex, SS12 9AZ

e. rwillis@rona.co.uk

