



RONA

Brundish

Basildon, SS13 3ET

- Three Bedrooms
- Ground Floor Shower Room
- Dining Room
- Awaiting EPC

£225,000

A spacious three bedroom house situated close to Pitsea High Road and train station. Features include a spacious Lounge 20'6 x 15' which previously incorporated a fourth bedroom, dining room, ground floor shower room, roof terrace, bathroom and ground floor cloakroom. No onward chain.





HALLWAY

Storage cupboard, stairs to first floor landing, double radiator, doors to;

GROUND FLOOR CLOAKROOM

Textured ceiling, obscure window to side, low level w/c, vanity wash hand basin with mixer tap.

LOUNGE

20' 6" x 15' 0" (6.25m x 4.57m)

Double glazed window to rear, double glazed sliding doors to garden, textured ceiling, double glazed window to front, two double radiators.

GROUND FLOOR SHOWER ROOM

Smooth ceiling, obscure double glazed window to rear, heated towel rail, under stairs storage cupboard, pedestal wash hand basin, shower cubicle with wall mounted shower.

DINING ROOM

11' 0" x 8' 9" (3.35m x 2.67m)

Textured ceiling, radiator, double glazed window to front, door to:



KITCHEN

12' 0" x 9' 9" (3.66m x 2.97m)

Range of matching eye and base level units, rolled edge work surfaces, stainless steel sink unit with mixer tap, tiled floor, space for appliances, tiled walls, double radiator, double glazed window to rear, double glazed door to garden with side window, wall mounted boiler

LANDING 12'3 IN LENGTH

Double glazed window to rear, large walk in storage cupboard, doors to:

BEDROOM ONE

15' 3" x 8' 10" (4.65m x 2.69m)

Access to loft, radiator, double window to side, double glazed door to roof terrace.

BEDROOM TWO

12' 9" x 9' 4" max (3.89m x 2.84m)

Double glazed window to front, radiator, textured ceiling.

BEDROOM THREE

15' 4" max x 5' 8" (4.67m x 1.73m)

Double glazed window to front, radiator, textured ceiling.

BATHROOM

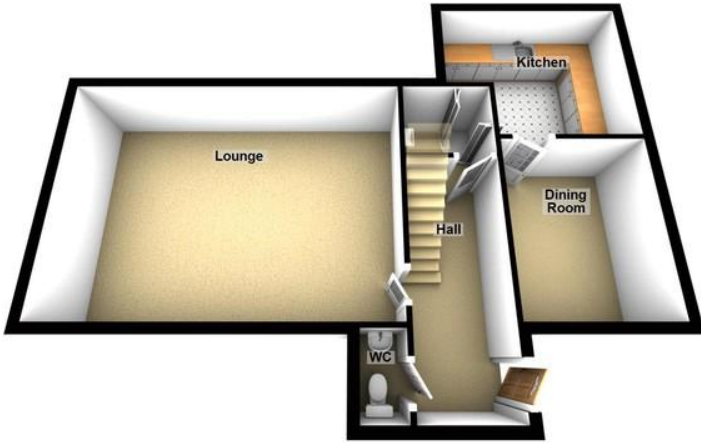
Obscure double glazed window to rear, airing cupboard, vanity wash hand basin, low level w/c, tiled floor, low level w/c, panelled bath with mixer tap and shower attachment.

REAR GARDEN

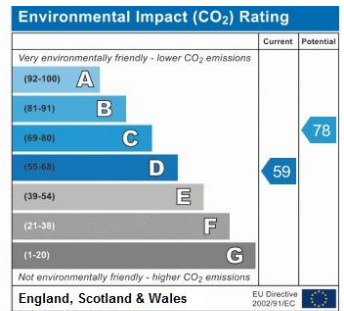
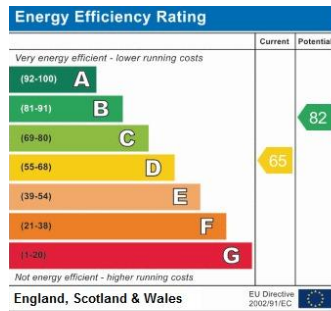
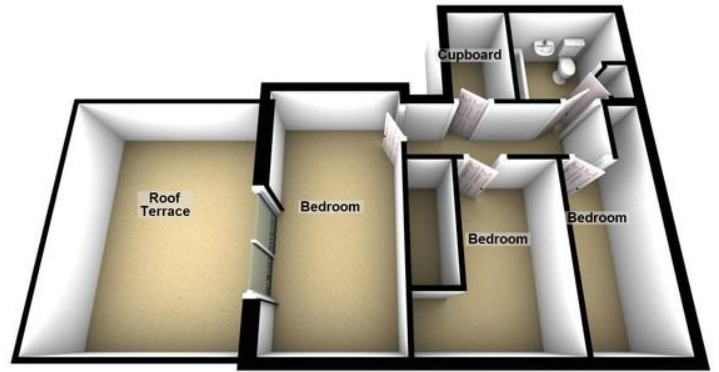
Patio Area, rear access gate, brick wall to rear, fencing to boundaries,.



Ground Floor



First Floor



t. 01268 763477

www.rona.co.uk

10 High Street, Wickford, Essex, SS12 9AZ

e. rwillis@rona.co.uk

RONA